


QUARTERLY PHYSICAL REPORT OF OPERATION
As of 2019 March 31

Department: Department of Science and Technology (DOST)
Appropriations: Current Year Appropriations
Agency: Philippine Science High School
Operating Unit: MIMAROPA Region Campus
Organization Code (UACS): 190160900015
Report Status: SUBMITTED

Particulars	UACS CODE	Physical Targets					Total 7= (3+4+5+6)	Physical Accomplishments				Total 12= (8+9+10+11)	Variance as of March 31 2019	Remarks
		1st Quarter	2nd Quarter	3rd Quarter	4th Quarter	1st Quarter		2nd Quarter	3rd Quarter	4th Quarter				
1	2	3	4	5	6	7= (3+4+5+6)	8	9	10	11	12= (8+9+10+11)	13	14	
Part A														
1. Operations														
OO : Increased competitiveness of Filipinos in Science and Engineering														
SCIENCE, TECHNOLOGY, ENGINEERING AND MATHEMATICS (STEM) SECONDARY EDUCATION ON SCHOLARSHIP BASIS PROGRAM														
3101000000000000														
Outcome Indicators														
1. Percentage of PSHS graduates pursuing STEM courses														
		n/a	n/a	n/a	n/a	90%	n/a							
2. Percentage of winnings/awards/recognition from the total number of STEM-related international (ASEAN included) competitions participated by the PSHS Scholars														
				n/a		80th percentile	n/a							
3. Percentile of PSHS students in Math in the US-based Scholastic Aptitude Test (SAT)														
Output Indicators														
1. Number of scholars supported														
				145		8,808	105							
2. Cohort survival rate: Percentage of scholars who advance to the succeeding grade level until they complete the 6-year scholarship period														
				90%		90%	50%							
3. Percentage of winnings, awards and recognition from total number of national and international competitions participated														
				n/a		Top 20	n/a							
4. Rank of the campuses based on the overall UPCAT scores of the PSHS student-takers														
SCIENCE, TECHNOLOGY ENGINEERING AND MATHEMATICS (STEM) PROMOTION PROGRAM														
3102000000000000														
Outcome Indicator														

Particulars	UACS CODE	Physical Targets					Physical Accomplishments					Variance as of March 31 2019	Remarks		
		1st Quarter	2nd Quarter	3rd Quarter	4th Quarter	Total 7= (3+4+5+6)	1st Quarter	2nd Quarter	3rd Quarter	4th Quarter	Total 12= (8+9+10+11)				
1. Percentage of municipalities with applicants to the				40%											
National Competitive Examination (NCE)															
Output Indicators															
1. Number of municipality recipients of promotional activities				15		137	n/a								NCE Campaign will start on June 2019
2. Percentage of freshmen who were able to get a General Weighted Average (GWA) of 2.5 or better in the second quarter of the school year				90%		85%	100%								

Prepared By:

In coordination with:

 Melani Falta
 Financial Services Head/Budget Officer

MANUELLE PRONDA
 FINANCIAL SERVICES HEAD/BUDGET OFFICER
 Date: 10/Apr/2019

Approved By:


 Edward Albaracin
 Agency Head/Department Secretary

Agency Head/Department Secretary
 Date: 10/Apr/2019

Date:

Particulars	UACS CODE	Physical Targets						Physical Accomplishments					Variance as of March 31 2019	Remarks	
		1st Quarter	2nd Quarter	3rd Quarter	4th Quarter	Total 7= (3+4+5+6)	1st Quarter	2nd Quarter	3rd Quarter	4th Quarter	Total 12= (8+9+10+11)				
1. Percentage of municipalities with applicants to the National Competitive Examination (NCE) Output Indicators				40%			50%	n/a							NCE Campaign will start on June 2019
1. Number of municipality recipients of promotional activities				15		137	n/a								NCE Campaign will start on June 2019
2. Percentage of freshmen who were able to get a General Weighted Average (GWA) of 2.5 or better in the second quarter of the school year				90%		85%	100%								

Prepared By:

In coordination with:

 Meriam Fallar


 MERIAM FALLAR

Planning Services Head/Planning Officer
 Date: 10/Apr/2019

Financial Services Head/Budget Officer
 Date: 10/Apr/2019

Approved By:

 Edward Albaracin
 Agency Head/Department Secretary
 Date: 10/Apr/2019


This report was generated using the Unified Reporting System on 11/04/2019 10:23


STATEMENT OF APPROPRIATIONS, ALLOTMENTS, OBLIGATIONS, DISBURSEMENTS AND BALANCES
As of the Quarter Ending March 31, 2019


Authorization: 02 - Continuing Appropriations
Report Status: SUBMITTED


Department: Department of Science and Technology (DOST)
Agency: Philippine Science High School
Operating Unit: MIMAROPA Region Campus
Organization Code (UACS): 190160900015
Fund Cluster: 01 - Regular Agency Fund

Particulars	UACS CODE	Appropriation				Allotments				Current Year Obligations				Current Year Disbursements				Balances						
		Authorized Appropriation	Adjustments (To/From, Realignments)	Adjusted Appropriations	Allotments Received	Adjustments (Withdrawal, Realignments)	Transfer To	Transfer From	Adjusted Total Allotments	1st Quarter Ending March 31	2nd Quarter Ending June 30	3rd Quarter Ending Sept. 30	4th Quarter Ending Dec. 31	Total	1st Quarter Ending March 31	2nd Quarter Ending June 30	3rd Quarter Ending Sept. 30	4th Quarter Ending Dec. 31	Total	Unreleased Appropriations	Unobligated Allotment	Due and Payable	Unpaid Obligations (1520) - (2324) Net Due and Payable	
Agency Specific Budget	0710101																							
Specific Budgets of National Government Agencies	3000000000000000																							
Operations	3100000000000000																							
OO: Increased competitiveness of Filipinos in Science and Engineering	3101000000000000																							
Sub-Elementary Education	3101000000000000																							
Sub-Elementary Education - ENGLISH AND MATHEMATICS (ESAM) SECONDARY EDUCATION	3101001000010000																							
Operation of school campuses																								
MOOE																								
Sub-Total, Agency-Specific																								
MOOE																								
II. Automatic Appropriations																								
III. Special Trustee Fund																								
Special Trustee																								
MOOE																								

Certified Correct:

 Ronda, Margen
 Budget Officer
 Date: 08/Apr/2019

Certified Correct:

 F. F. F.
 Chief Accountant
 Date: _____

Recommended By:

 M. M.
 Director, FMS
 Date: 08/Apr/2019

Approved By:

 E. E.
 Agency Head/Department
 Date: 10/Apr/2019

SUMMARY OF APPROPRIATIONS, ALLOTMENTS, OBLIGATIONS AND BALANCES BY OBJECT OF EXPENDITURES
As of the Quarter Ending March 31, 2019

Department: Department of Science and Technology (DOST)
Agency: Philippine Science High School
Operating Unit: MIMAROPA Region Campus
Organization Code (UACS): 190160900015

Authorization: 01 - Current Year Appropriations
Report Status: SUBMITTED

Fund Cluster: 01 - Regular Agency Fund

Particulars	UACS CODE	Appropriation	Allotment	Adjustment (With/Without)	Transfer To	Transfer From	Adjusted Total	Current Year Obligations				Current Year Disbursements				Unapplied Appropriations	Unapplied Obligations	Unsettled Obligations	Unit Commitment (60% of 2019) Met 1st and 2nd Quarters
								1st Quarter	2nd Quarter	3rd Quarter	Total	1st Quarter	2nd Quarter	3rd Quarter	Total				
								190160900015	190160900015	190160900015	190160900015	190160900015	190160900015	190160900015	190160900015	190160900015	190160900015	190160900015	
Agency Service Budget	01101010						10,927,029.50	10,927,029.50											
Specific Budgets of National Government Agencies																			
Personnel Services	501010000						2,381,448.27	2,381,448.27											
Salaries and Wages	501010000						2,381,448.27	2,381,448.27											
Basic Salary - Civilian	501010001						511,111.20	511,111.20											
Basic Salary - Civilian	501010002						159,881.81	159,881.81											
Other Compensation	501010003						159,881.81	159,881.81											
Federal Economic Incentive Allowance (FEIA)	501010004						159,881.81	159,881.81											
Representation Allowance (RA)	501010005						159,881.81	159,881.81											
Transportation Allowance (TA)	501010006						159,881.81	159,881.81											
Transportation Allowance (TA)	501010007						159,881.81	159,881.81											
Subsistence Allowance (SA)	501010008						159,881.81	159,881.81											
Technology Under 2 (TU2)	501010009						159,881.81	159,881.81											
Laundry Allowance (LA)	501010010						159,881.81	159,881.81											
Laundry Allowance - Magaya Cash Benefits for Science and Technology	501010011						159,881.81	159,881.81											
Hazard Pay (HP)	501010012						159,881.81	159,881.81											
Longevity Pay (LP)	501010013						159,881.81	159,881.81											
RA 1438 Cash Benefits for Science and Technology under RA 1438	501010014						159,881.81	159,881.81											
Personal Services	501020000						7,800.00	7,800.00											
Postage	501020001						7,800.00	7,800.00											
Printing	501020002						7,800.00	7,800.00											
Printing - Civilian	501020003						7,800.00	7,800.00											
Printing - Civilian	501020004						7,800.00	7,800.00											
Printing - Civilian	501020005						7,800.00	7,800.00											
Printing - Civilian	501020006						7,800.00	7,800.00											
Printing - Civilian	501020007						7,800.00	7,800.00											
Printing - Civilian	501020008						7,800.00	7,800.00											
Printing - Civilian	501020009						7,800.00	7,800.00											
Printing - Civilian	501020010						7,800.00	7,800.00											
Printing - Civilian	501020011						7,800.00	7,800.00											
Printing - Civilian	501020012						7,800.00	7,800.00											
Printing - Civilian	501020013						7,800.00	7,800.00											
Printing - Civilian	501020014						7,800.00	7,800.00											
Printing - Civilian	501020015						7,800.00	7,800.00											
Printing - Civilian	501020016						7,800.00	7,800.00											
Printing - Civilian	501020017						7,800.00	7,800.00											
Printing - Civilian	501020018						7,800.00	7,800.00											
Printing - Civilian	501020019						7,800.00	7,800.00											
Printing - Civilian	501020020						7,800.00	7,800.00											
Printing - Civilian	501020021						7,800.00	7,800.00											
Printing - Civilian	501020022						7,800.00	7,800.00											
Printing - Civilian	501020023						7,800.00	7,800.00											
Printing - Civilian	501020024						7,800.00	7,800.00											
Printing - Civilian	501020025						7,800.00	7,800.00											
Printing - Civilian	501020026						7,800.00	7,800.00											
Printing - Civilian	501020027						7,800.00	7,800.00											
Printing - Civilian	501020028						7,800.00	7,800.00											
Printing - Civilian	501020029						7,800.00	7,800.00											
Printing - Civilian	501020030						7,800.00	7,800.00											
Printing - Civilian	501020031						7,800.00	7,800.00											
Printing - Civilian	501020032						7,800.00	7,800.00											
Printing - Civilian	501020033						7,800.00	7,800.00											
Printing - Civilian	501020034						7,800.00	7,800.00											
Printing - Civilian	501020035						7,800.00	7,800.00											
Printing - Civilian	501020036						7,800.00	7,800.00											
Printing - Civilian	501020037						7,800.00	7,800.00											
Printing - Civilian	501020038						7,800.00	7,800.00											
Printing - Civilian	501020039						7,800.00	7,800.00											
Printing - Civilian	501020040						7,800.00	7,800.00											
Printing - Civilian	501020041						7,800.00	7,800.00											
Printing - Civilian	501020042						7,800.00	7,800.00											
Printing - Civilian	501020043						7,800.00	7,800.00											
Printing - Civilian	501020044						7,800.00	7,800.00											
Printing - Civilian	501020045						7,800.00	7,800.00											
Printing - Civilian	501020046						7,800.00	7,800.00											
Printing - Civilian	501020047						7,800.00	7,800.00											
Printing - Civilian	501020048						7,800.00	7,800.00											
Printing - Civilian	501020049						7,800.00	7,800.00											
Printing - Civilian	501020050						7,800.00	7,800.00											
Printing - Civilian	501020051						7,800.00	7,800.00											
Printing - Civilian	501020052						7,800.00	7,800.00											
Printing - Civilian	501020053						7,800.00	7,800.00											
Printing - Civilian	501020054						7,800.00	7,800.00											
Printing - Civilian	501020055						7,800.00	7,800.00											
Printing - Civilian	501020056						7,800.00	7,800.00											
Printing - Civilian	501020057						7,800.00	7,800.00											
Printing - Civilian	501020058						7,800.00	7,800.00											
Printing - Civilian	501020059						7,800.00	7,800.00											
Printing - Civilian	501020060						7,800.00	7,800.00											
Printing - Civilian	501020061						7,800.00	7,800.00											
Printing - Civilian	501020062						7,800.00	7,800.00											
Printing - Civilian	501020063						7,800.00	7,800.00											
Printing - Civilian	501020064						7,800.00	7,800.00											
Printing - Civilian	501020065						7,800.00	7,800.00											
Printing - Civilian	501020066						7,800.00	7											

Particulars	UACS Code	Appropriation				Allotments				Current Year Obligations				Current Year Disbursements				Balances				
		Authorized Appropriation	Adjusted Form. Realignm.	Adjusted Appropriations	Amounts Received	Transfer To	Transfer From	Adjusted Total Allotments	1st Quarter Ending March 31	2nd Quarter Ending June 30	3rd Quarter Ending Sept. 30	4th Quarter Ending Dec. 31	Total	1st Quarter Ending March 31	2nd Quarter Ending June 30	3rd Quarter Ending Sept. 30	4th Quarter Ending Dec. 31	Total	Unapplied Appropriations	Unpaid Obligations Due or Demandable	Unpaid Obligations Due or Demandable	
1																						
2																						
Building and Structures	5028966001																					
Furniture and Vehicles	5028966002																					
Printing and Operating Expenses	5028966003																					
Other Allotments and Operating Expenses	5028966004																					
5028																						
II. Admittance Agency Operations	01194102																					
Retention and Life Insurance Premiums	5010300000																					
Personal Services	5010301000																					
Retention and Life Insurance Premiums	5010301000																					
Retention and Life Insurance Premiums	5010301000																					
Grand Total																						

Certified Correct:

M. W. Warden
 Florida Warden
 Agency Budget Officer
 Date: 08/Apr/2019

Certified Correct:

Arnold
 W. Ivan F. Farnatta
 Agency Chief Accountant
 Date:

Recommended By:

[Signature]
 Fellar, Meriam
 Director, FMS
 Date: 08/Apr/2019

Approved By:

[Signature]
 Albarracín, Edward
 Head of Agency or Authorized Representative
 Date: 10/Apr/2019

This report was generated using the United Reporting System on 11/04/2019 09:44


SUMMARY OF APPROPRIATIONS, ALLOTMENTS, OBLIGATIONS AND BALANCES BY OBJECT OF EXPENDITURES
As of the Quarter Ending March 31, 2019

Authorization: 02 - Continuing Appropriations
Report Status: SUBMITTED


Department: Department of Science and Technology (DOST)
Agency: Philippine Science High School
Operating Unit: MIMAROPA Region Campus
Organization Code (UACS): 190160900015


Fund Cluster: 01 - Regular Agency Fund

Particulars	UACS CODE	Authorized Appropriation	Appropriation Adjustments (Transfer Reversal)	Adjusted Appropriations	Allotments Received	Adjustments (Withdrawal, Reversal)	Transfer To	Transfer From	Adjusted Total Allotments	Current Year Obligations				Total	Current Year Disbursements				Unreleased Appropriations	Unobligated Allotment	Unpaid Obligations (16-20) = (23-24)		
										1st Quarter Ending March 31	2nd Quarter Ending June 30	3rd Quarter Ending Sept. 30	4th Quarter Ending Dec. 31		1st Quarter Ending March 31	2nd Quarter Ending June 30	3rd Quarter Ending Sept. 30	4th Quarter Ending Dec. 31			21=(5-10)	22=(11-15)	Due and Demandable
Agency Specific Budget																							
Specific Budgets of National Government Agencies	01102101																						
Maintenance and Other Operating Expenses	5020100000									285,845.16				285,845.16						(285,845.16)			
Traveling Expenses - Local	5020101000									154,754.20				154,754.20						(154,754.20)			
Traveling Expenses - Local	5020101000									154,754.20				154,754.20						(154,754.20)			
Traveling Expenses - Local	5020101000									154,754.20				154,754.20						(154,754.20)			
Traveling and Scholarship	5020200000									3,685.86				3,685.86						(3,685.86)			
Scholarship Grants/Grants	5020202000									3,685.86				3,685.86						(3,685.86)			
Scholarship Grants/Grants	5020202000									3,685.86				3,685.86						(3,685.86)			
Scholarship Grants/Grants	5020202000									3,685.86				3,685.86						(3,685.86)			
Utility Expenses	5020400000									211.25				211.25						(211.25)			
Water Expenses	5020401000									211.25				211.25						(211.25)			
Electricity Expenses	5020402000									57,433.85				57,433.85						(57,433.85)			
Electricity Expenses	5020402000									57,433.85				57,433.85						(57,433.85)			
Other Maintenance and Operating Expenses	5028000000									48,780.00				48,780.00						(48,780.00)			
Representation Expenses	5028001000									8,060.00				8,060.00						(8,060.00)			
Representation Expenses	5028001000									8,060.00				8,060.00						(8,060.00)			
Transportation and Delivery Expenses	5028004000									37,700.00				37,700.00						(37,700.00)			
Transportation and Delivery Expenses	5028004000									37,700.00				37,700.00						(37,700.00)			
Transportation and Delivery Expenses	5028004000									37,700.00				37,700.00						(37,700.00)			
Rental Expenses	5029000000									4,000.00				4,000.00						(4,000.00)			
Rental Expenses	5029000000									4,000.00				4,000.00						(4,000.00)			
Rental - Motor Vehicles	5029005003									4,000.00				4,000.00						(4,000.00)			
GRAND TOTAL										285,845.16				285,845.16						(285,845.16)			

Certified Correct: 
Fionda Marigen
Agency Budget Officer
Date: 08/Apr/2019

Certified Correct: 
WY MAY F. FAUSTICA
Agency Chief Accountant
Date: _____

Recommended By: 
Falar Veram
Director, FMS
Date: 08/Apr/2019

Approved By: 
Albaracin, Edward
Head of Agency or Authorized Representative
Date: 10/Apr/2019

This report was generated using the Unified Reporting System on 11/04/2019 09:34

